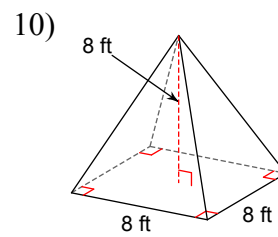
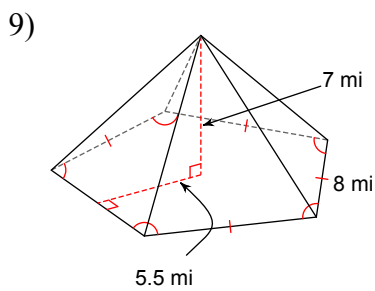
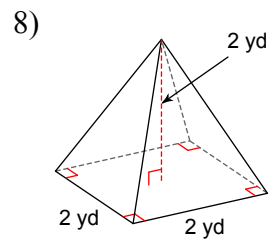
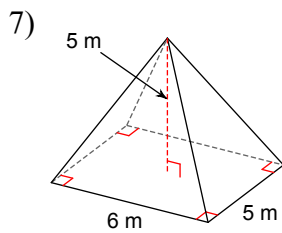
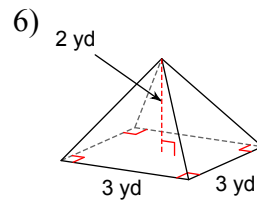
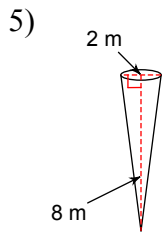
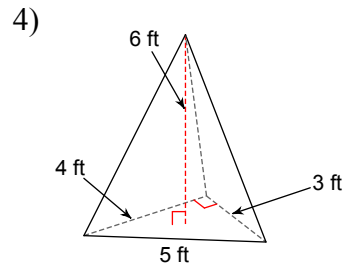
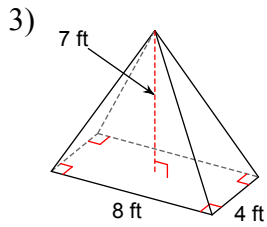
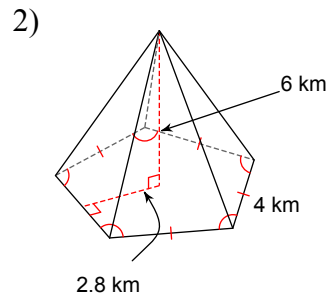
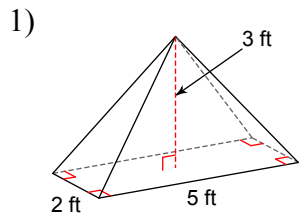


Assignment

Find the volume of each figure. Round your answers to the nearest whole, if necessary.



Answers to Assignment (ID: 1)

1) 10 ft^3

5) 8 m^3

9) 257 mi^3

2) 56 km^3

6) 6 yd^3

10) 171 ft^3

3) 75 ft^3

7) 50 m^3

4) 12 ft^3

8) 3 yd^3